



# THE QUEENSVILLE QUILL

20317 Leslie Street, Queensville ON L0G 1R0

Phone: 905-478-4191 Fax: 905-478-4047

www.queensville.ps.yrdsb.ca

Principal: Stephanie Gilbert Superintendent: Erik Khilji

Vice Principal: Nina Keosongseng Trustee: Lorelea Carruthers

Elementary Office Administrative Assistant: Lisa Mammone

## Character Matters!

## November 2018



### Grandfather Teaching: Honesty

*Always be honest in word and action. Be honest first with yourself, and you will more easily be able to be honest with others.*

### Character Trait: Honesty

*We behave in a sincere, trustworthy, and truthful manner.*

תודה  
Dankie Gracias  
Спасибо  
Merci Takk  
Köszönjük Terima kasih  
Grazie Dziękujemy Dékojame  
Đakujeme Vielen Dank Paldies  
Kiitos Täname teid 谢谢  
**Thank You** Tak  
感谢您 Obrigado Teşekkür Ederiz  
Σας Ευχαριστούμ 감사합니다  
Bedankt Děkujeme vám  
ありがとうございます  
Tack



**Thank you** for your generous donations for our food drive. We were able to give over 330 food items to the East Gwillimbury Food Pantry and they were very grateful!

## Lest We Forget...



In honour of those who fought for our freedom, we will be having our annual Remembrance Day Assembly on **Friday, November 9<sup>th</sup> at 10:30 am.** Please join us!

## November Calendar

5	School Council Forum (No School Meeting)
9	Photo Retakes Remembrance Day Assembly 10:30 am
20	Progress Reports Sent Home
22 23	Student Led Conferences
23	PA Day

**every student counts survey**

COMING **NOVEMBER 2018**



# Healthy Schools Info...



## Halloween candy – a sticky topic

Ever wonder how to help children manage Halloween treats as part of a healthy diet? Provide structure using the following guidelines:

1. After trick-or-treating, let your children empty their candy bag, sort it and eat as much of candy as they want. Let them do the same the next day
2. On the third day, have them put the candy away and only allow a couple of pieces to be eaten during meals and/or snacks
3. Schedule meals and snacks at regular times. Keep the routine of letting your child have Halloween candy only at these times; this prevents candy from spoiling your child's diet
4. Offer milk, fruit or vegetables with candy to offer some nutrition

*Adapted from Your Child's Weight: Helping without Harming Birth through Adolescence. Elyn Satter, 2005*

For information about creating a healthy school food culture, visit [brightbites.ca](http://brightbites.ca)

This material is provided by York Region Public Health.

# Save the Date!

**Student Led Conferences** will take place on **Thursday, November 22 (pm)** and **Friday, November 23 (am)**.

Queensville PS is pleased to announce that we will be using an online process through Edsby to manage our (Parent Teacher Interviews/Student Led Conferences) scheduling.

Edsby is an intuitive, cloud-based platform that will allow families to easily reserve times to meet with their child's teachers. YRDSB in partnership with Edsby have created a secure platform that protects the privacy of information for our YRDSB families.

**Only families who have created an Edsby account prior to the schedule being opened on November 19<sup>th</sup> will have access.** For help signing up for (Parent-Teacher interviews/Student Led Conferences), please visit <http://bit.ly/ptifamily>.

If you have any questions about this process, please contact our main office.





# Problem Solving in Math

At school, students have opportunities to engage in problem solving tasks. At home, mathematical problem solving can take on many different forms. For example, budgeting, time scheduling, measuring and constructing are all situations where children would need to problem solve. Problem solving, being the process of finding solutions to challenging issues, is an essential component of your child's mathematical journey.

As your child works through problem solving tasks at home, here are some strategies you can encourage them to use and questions you can ask them:

## Strategies:

- Drawing a diagram or picture
- Make a simpler but similar problem
- Use concrete objects to represent the problem
- Use a mathematical model (e.g., ten frame, number line, array, etc.)
- Guess and check
- Look for a pattern
- Work backwards
- Use a formula
- Check your answer - does it make sense?

## Questions:

- How would you state this problem in your own words?
- How does this problem remind you of a problem you have solved before?
- What problem solving strategies have you tried?
- What strategy will you try next?
- Were there parts of the problem that were easy or challenging?
- Does your answer make sense? Why?


\* Strategies and Questions taken from Edugains.ca

**Activities:** Here are some problems that you can try with your child:

### Primary

<https://nrich.maths.org/5714>

## Three Block Towers



How many different towers can you make using one red, one blue and one yellow block?

How many can you make if you have a green block as well?

nrich.maths.org

### Junior

<https://nrich.maths.org/7196>

## Shape Times Shape



The coloured shapes stand for eleven of the numbers from 0 to 12.

Each shape is a different number.

**Can you work out what they are?**

$\square \times \square \times \square = \triangle$	$\square \times \square = \star$
$\square \times \circ = \triangle$	$\square \times \star = \square$
$\square \times \circ = \circ$	$\square \times \diamond = \square$
$\square \times \square = \triangle$	$\diamond \times \square = \square$
$\triangle \times \square = \circ$	$\square \times \nabla = \nabla$
$\square \times \square = \circ$	$\nabla \times \triangle = \nabla$



nrich.maths.org





# Around the School...

In October, EG community helpers came with Sparky to teach us about fire safety. Students got to sit in the fire truck and saw some of the tools that the firefighters use in emergencies.



Congratulations to all our Cross Country runners! Go, Cougars!



When You  
Enter this  
Loving school  
Consider Yourself  
One of the special  
Members of an  
Extraordinary family

Welcome to our school!  
#EveryoneMatters @ QPS!



Take Me Outside Day was a huge success! Students had fun engaging in outdoor learning activities and enjoyed hot chocolate.

## Spirit Day, Costume Parade







# SCHOOL COUNCIL CORNER



As a school council member, you can help your council discover new and exciting ways to contribute to the education of students in your school. Education is a partnership involving parents, students, teachers, principals, school boards, government, and the community. Your involvement in the council gives you the opportunity to strengthen that partnership, and to be part of a dedicated team working to ensure a high quality of education and an accountable education system for the children of Ontario. Your participation can make a difference! Our tentative School Council Meetings will be at 5:30 pm in the Learning Commons on: Dec. 3<sup>rd</sup>, Feb. 4<sup>th</sup>, Apr. 1<sup>st</sup>, May 6<sup>th</sup>. **All are welcome!**

## School Council Elections: December 3<sup>th</sup>



We continue to welcome nut free granola bars, cereal, gift cards, and/or fresh fruit donations for our morning snack program. Thank you for your support!

We had a wonderful turnout to watch Incredibles 2 at our family movie night at the Gem Theatre. We look forward to the next community event!







**Coming Soon!** QPS Spirit Wear. Show your school spirit by wearing cozy QPS clothing. Stay tuned for more details.



Thanks for your generous support with our Fresh from the Farm Fundraiser. We had approximately \$1350 in sales and profited \$540 to go towards supporting student learning at our school. We will need a few people in November to help sort the food and organize it. An email will be sent out when we have a delivery date to ask for volunteers to support with this task.



# LOOKING AHEAD AT NOVEMBER

Monday	Tuesday	Wednesday	Thursday	Friday
			Day 5 1 	Day 1 2 
Day 2 5 School Council Forum (no Council Mtg)	Day 3 6	Day 4 7 	Day 5 8 	Day 1 9 Picture Retake Day Remembrance Day Assembly 10:30 am  
Day 2 12	Day 3 13	Day 4 14 	Day 5 15 	Day 1 16  
Day 2 19	Day 3 20 Progress Reports sent home	Day 4 21 	Day 5 22 Student Led Conferences (pm) 	Day 1 23 PA DAY  Student Led Conferences (am)
Day 1 26	Day 2 27	Day 3 28 	Day 4 29 Little Jammerz Begins 	Day 5 30 